
MAXIMUM CITY
MAXIMUM SPACE



MAGNIFICENT
Tropical Lagoon
Beneath world's largest pillar-less clear-to-sky dome of its kind



SAHARA STAR
A Step Ahead

From board meetings to corporate seminars, business conferences to grand celebrations, Sahara Star is indisputably the ideal option. Its strategic location near Mumbai's Domestic Airport and cutting-edge facilities & amenities reaffirm that you have indeed made the right choice. Its many innovations make every moment memorable and magnificent.

BANQUETS & CONFERENCES

• SAHARA SAPPHIRE •







In an ambience steeped in rich culture, Sahara Sapphire, Mumbai's largest pillarless multipurpose event hall, gives an opportunity for every host to announce their event to the world. With a massive floor plate of 55,000 sq. ft., in a ceiling height of 25 ft. Sahara Sapphire lofts everyone in a larger than life feeling. Ideal for corporate gala parties and cocktail receptions, its architectural features demonstrate a fine blend of Indian sensibilities and contemporary design.

A central hall measuring 28,000 sq. ft., 2 Annexe halls measuring 6,000 sq. ft. each and a pre-function area spread up to 3,000 sq. ft. further adds grandiose to its large space. With a capacity to include up to 2,500 guests, Sahara Sapphire is a distinctive addition to the city that is pressed for grand celebration. Quintessentially made for product launches, its distinctive scissor elevator has capacity to carry heavy-laden products to the event hall, making it a unique attraction for corporate events.

Its dedicated six spacious elevators are one of the many prominent features of the hall.

A dedicated state of the art kitchen, award-winning chefs and highly trained personal butlers endeavour to deliver world-class cuisine and some of the most remarkable signature beverage brands to guests. Attached green rooms treats special guests and hosts with deluxe level of comfort. In an ambience that jubilates such luxuries, Sahara Sapphire presents a gateway to a new world of discovery and personal enrichment.



							
	AREA (in sq. ft.)	THEATRE	U-SHAPE (8/table)	CLUSTER (8/table)	CLASS ROOM	BOARD ROOM	SOCIAL
DIMENSION (Length x Width x Height)	265 ft. x 100 ft. x 24 ft.	—	—	—	—	—	Mix of Standing & Seating
SAHARA SAPPHIRE	40000*	2200	400	900	900	450	2500







*Total area includes Main Hall and two Annex Halls.

• JADE BALLROOM •

Jade redefines celebration with absolute splendour. Reigned by contemporary design, its intimate designed spaces embrace a sombre play of elegance and minimalism. With a capacity to host 800 guests in its abundant space of 10,000 sq.ft. Jade's pillar-less multi-function area with a ceiling height of 18 feet is a captivating sight for every guest. Adjacent to its ballroom is a pre-function area that is spread across 3,500 sq. ft. that becomes your host to cocktails and breakouts.

The ballroom's unique ability to convert into two soundproof sections by a state-of-the-art Dorma Air wall makes it an ideal choice for smaller events, workshops, and lectures. Its advanced multimedia and communications technology along with other distinctive features enrich the celebratory experience every time. With a versatility to host, both, corporate events and social galas, Jade presents a fine blend of contemporary and Indian sensibilities to enamour every heart.



							
	AREA (in sq. ft.)	THEATRE	U-SHAPE (8/table)	CLUSTER (8/table)	CLASS ROOM	BOARD ROOM	SOCIAL
DIMENSION (Length x Width x Height)	141.5 ft. x 78 ft. x 16 ft.	—	—	—	—	—	Mix of Standing & Seating
JADE 1	4400	300	60	150	150	70	350
JADE 2	4400	300	60	150	150	70	350
TOTAL CLEAR MEASUREMENTS	10000*	600	120	300	300	140	800

*Total area includes the Main Ballroom and Lounge Space.

• CORAL BANQUET HALL •

A 2,800 sq. ft. ideal venue to host events, seminars and conferences. Masterfully designed, it anticipates every request and seamlessly caters to every need with utmost care. Complemented by latest design trends and facilities, Coral provides a rich ambience to celebrate small events with grand style.



• OYSTER BANQUET HALL •

A 3,100 sq. ft. hall that becomes an inspiring host for every event and celebration. Oyster's interior maintain a perfect balance of intimate and professional. Built to complement every event and celebration, its architectural feature serves guest with a fine balance of international and Indian hospitality.



• PEARL BANQUET HALL •

A living testimony to its name, this 2,000 sq. ft. banquet hall is an ingenious addition to Sahara Star. Its unique feature is its capacity to adapt to various occasions - it can be divided into two sections and can also be used as breakaway rooms during conferences for important discussions.

	DIMENSION (Length x Width x Height)	AREA (in sq. ft.)	THEATRE	U-SHAPE (8/table)	CLUSTER (8/table)	CLASS ROOM	BOARD ROOM	SOCIAL
	—	—	—	—	—	—	—	Mix of Standing & Seating
CORAL HALL	76 ft. x 35 ft. x 8 ft.	2800	50	30	30	40	30	60
OYSTER HALL	94 ft. x 35 ft. x 9.5 ft.	3100	60	40	40	50	40	70
PEARL HALL	73 ft. x 25 ft. x 8 ft.	2000	30	20	20	30	20	50

*Total area includes the Main Ballroom and Lounge Space.

THE BUSINESS CENTRE

Four well-equipped meeting rooms, christened as Clubs, Spades, Hearts and Diamonds, makes Sahara Star the most sought-after business destination of the city. The Business Centre offers state-of-the-art audio-visual facility, live broadcast and tele-video conferencing facilities with high speed Wi-Fi connectivity and easily accessible secretarial services available round-the-clock.

VENUE	DIMENSION (Length x Width x Height)	AREA (in sq. ft.)	CAPACITY
CLUBS	31 ft. x 15 ft. x 8 ft.	465	7
SPADES	31 ft. x 15 ft. x 8 ft.	465	7
HEARTS	31 ft. x 30 ft. x 8 ft.	915	14
DIAMONDS	31 ft. x 30 ft. x 8 ft.	915	14

• ACES - THE PRESIDENTIAL BOARDROOM •



The Presidential Boardroom is Mumbai's largest boardroom with technologically advanced facilities that are offered for the first time in India. With a capacity to host 77 guests, it comprises four-screen Barco Projection System, Bosch Digital Congress Network System, Voice-activated Cameras and Ceiling Mounted Visualiser along with multimedia documentation of proceedings, the boardroom has come to be known as the city's finest boardroom and the choice of many businessmen.

VENUE	DIMENSION (Length x Width x Height)	AREA (in sq. ft.)	CAPACITY
ACES	76 ft. x 35 ft. x 8 ft.	2800	77

• OCEAN - BOARDROOM •

World's Only Boardroom Amidst India's Largest Marine Aquarium.



ACCOMMODATION



EARTH GUEST ROOM

Overlooking the tropical lagoon, these 409 sq. ft. guest rooms comes with a choice of king-size bed or twin bed. These rooms have a balcony where guests can enjoy a relaxing evening with a spectacular view.

MERCURY LAGOON / CITY FACING GUEST ROOM

Our 409 sq. ft. Mercury Lagoon Facing Rooms and 357 sq. ft. Mercury City Facing Rooms will bestow you with a majestic experience. Featuring plush interiors, stylish furnishing and pristine marble bathrooms, these rooms are an ensemble of relaxing comforts. Brace yourself to be enthralled as soon as you step in.



URANUS SUITES

Uranus City Facing Suites and Uranus Premier Suites are a perfect blend of luxury and comfort. Spread across 700 sq. ft. and 1001 sq. ft. each, these suites have elegant living rooms appointed by the choicest furniture. A king-size bed and a capacious balcony overlooking the tropical lagoon from the Uranus Premier Suites make it an ideal choice for a relaxing evening while the motorized curtains of Uranus City Facing Suites open to a sky view roof revealing a panoramic view of the city through double-glazed glass walls. Both, exceeding the experience of stay at the hotel.

VENUS PREMIER ROOMS & SUITES

Experience Venus Premier Rooms & Suites to pamper yourself with endless indulgences. The Stunning 550 sq.ft Venus rooms and the massive 1100 Sq. ft suites are designed to offer you unbending luxury paired with hosts of exclusive features and amenities. While reclined on leisure, get into ultimate luxury with the wet deck that offers a perfect space to relax and unwind amidst lavish interiors to give you an experience wrapped in opulence.



NEPTUNE SUITES

Aesthetic interiors and prudent modern amenities are inspiring attractions of these City Facing and Premier Suites. Measuring up to 1200 sq. ft. and 1327 sq. ft. each, these spacious suites have an airy living room, a magnificent bedrooms with king-size bed, a bathtub, a shower cubicle with rain shower facility and a glass partition with motorized curtains that invite you to participate in it. While you may lose yourself in the picturesque cityscapes from its City Facing Suites, its Premier Suites will surprise you with a lagoon facing balcony.